



Confort 125

Sliding Systems



Confort 125

Sliding Systems

Confort 125 is a thermally insulated sliding and lift-sliding system that is durable, stable and robust. The system is available in a 1, 2 and 3 rail version, so a 6-leaf sliding door is perfectly feasible. With a maximum vent weight of 240 kg for the sliding and 300 kg for the lift-sliding version, large glazed areas are easily attainable. Confort 125 belongs to 'Eurosystem', the new generation of modular systems within the RC System product line.

Strength & Durability

large vents

- A combination of strong profiles and stainless steel rollers with polyamide support, allows Confort 125 to be used for glazed areas up to 2,5 m (height) for the sliding version.
- The stainless steel rollers are self-levelling which assures that the vent glides effortlessly, even up to a maximum weight of 240 kg. Stainless steel wheels do not deform and so guarantee a long-life performance.
- The lift-slide hardware allows vents up to 300 kg with glazed areas up to 2,8 m.
- The vent profiles with a building depth of 50 mm accommodate glazing from 2 to 35,5 mm.
- Confort 125 is compatible with other RC System products such as our conservatory, turning and curtain wall systems.

Maintenance

user-friendly & ecological

- All RC System profiles can be easily cleaned.
- Aluminium does not rust, rot or tear and the shape does not deform.
- Aluminium is a green product. It can be recycled infinitely without quality loss.





Resistance

wind, water, air, acoustics

- Efficient water evacuation is ensured via punched drain holes and integrated sealing plugs.
- Hi-Fin brush gaskets ensure perfect weather resistance in the sliding version.
- For the lift-slide version, EPDM gaskets guarantee perfect tightness.
- Brush draught excluders, positioned centrally between each vent, keep the sliding doors draught free.
- The glass fibre reinforced polyamide strips (PA 6.6 GF25) ensure good thermal insulation. The synthetic protection gutter offers an increased thermal protection.
- Weather resistance:
sliding version: 4 (EN 12207); 7A (EN 12208); C4 (EN 12210)
lift-slide version: 4 (EN 12207); 8A (EN 12208); C3 (EN 12210)

Finishes

infinite choice

- A wide range of powder coated paint colours is available in matt, gloss or satin finish. Anodised finish is also an option.
- Some accessories can be supplied in corresponding colours to match the profiles.
- The polyamide thermal break permits dual colour finishes to match the exterior building requirements without compromising internal choice.
- All powder coating is in compliance with BS EN 12206-1:2004 the new standard encompassing BS6496 1984.
- Anodised finishes are to BS 3987 Grade AA25 etch silver as standard, with a range of special anodised finishes on application.
- Sapa Building System Ltd is an approved architectural applicator of Syntha Pulvin (HB Fuller) and Interpon D Products (Akzo Nobel) and is regularly audited as part of their approved applicator programme.
- Some products may be coated in Europe to the Qualicoat or Qualanod standards.
- Please contact our customer services for details of marine warranty standards.



Fabrication

speed & precision

- Both frames and vents are assembled using eccentric or press corners. Corner chevrons guarantee a perfect alignment of the corners.
- All profiles are prefabricated using the specially designed punching tools. Drainage holes, vent cut outs and the holes punched for the eccentric cleats are therefore very precise, ensuring fast and accurate assembly.
- Fabrication manuals and precise software give the fabricator the information he requires to proceed swiftly.
- Confort 125 belongs to the Eurosystem range and is complementary with the turning system Confort 50. As a result, cutting losses are limited and identical vent profiles, glazing beads and glazing gaskets can be used for sliding and turning applications.
- Both sliding and lift-sliding versions use identical frame profiles, rails, glazing gaskets and sealing pieces, which proves the optimal use of materials.



Design

maximum flexibility

- The gutter section frame allows the internal floor finishes to be flush with the inner frame and avoids thresholds.
- All standard shades and ventilation systems can easily be integrated.
- A comprehensive range of supplementary profiles allows the fenestration to be integrated perfectly into the building.
- Design glazing beads add extra finish.
- Specially designed end pieces make Confort 125 complete in all respects.

Confort 125 is available in 1-, 2-, 3-rail, each offering specific advantages and design solutions:

- **Confort 125, 1-rail:**
Combination of a sliding vent and a fixed screen, which can also include turning vents. Fixed screens can be integrated on top or at the sides of the sliding vent by using an integrated combination profile.
- **Confort 125, 2-rail:**
Combination of sliding vents with 1, 2, 3 and 4 vents; fixed and sliding parts have the same sightline.
- **Confort 125, 3-rail:**
Combination of sliding vents with 3-rail frame, max. 6 vents. The perfect solution for larger glass surfaces.





Safety

security, a standard solution

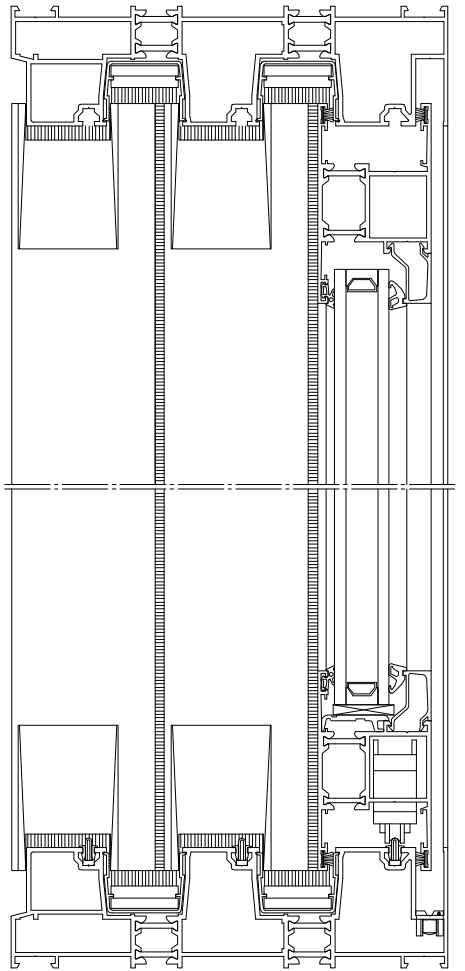
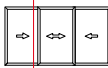
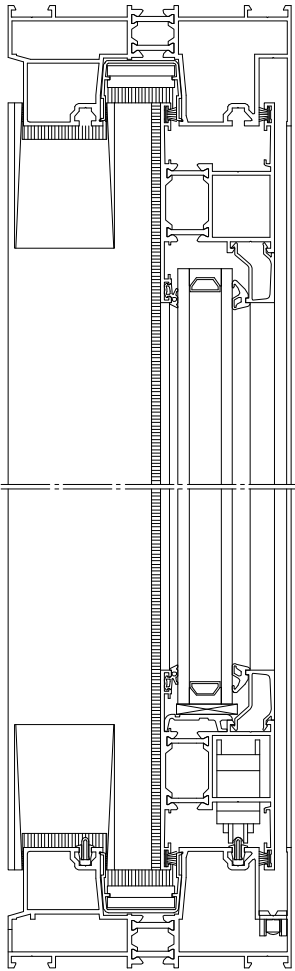
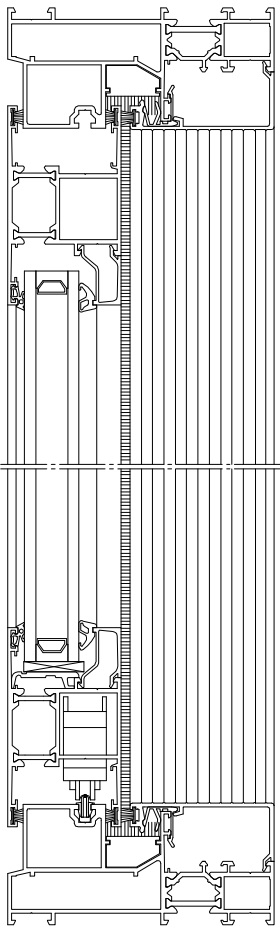
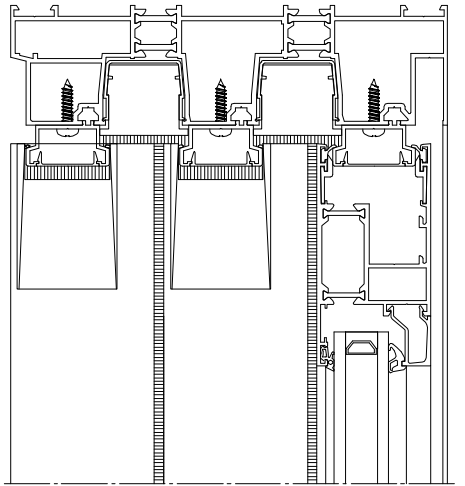
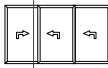
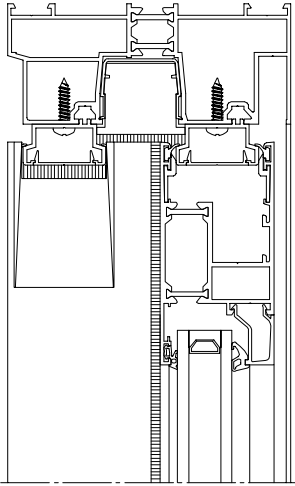
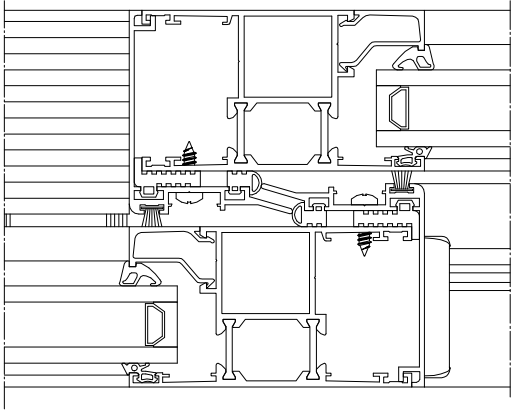
- Multipoint security locks can be applied on the sliding and lift-sliding version.
- The lock of the vent has an anti-lift device. Moreover, a central security piece on top of the vent prevents lifting.
- Internal tubular glazing beads prevent unclipping of the glazing beads from the outside.
- The lock of Confort 125 can include a night vent position, which assures a healthy ventilation of the building.
- Security level: ENV 1627 - 1630 class 2



Project support

from concept to completion

- Sapa Building System's experienced project team will advise you on the best product solutions.
- We can help you with pricing, strength calculations, building connections, thermal simulations, etc.
- Specific project solutions can be developed.
- Samples, catalogues, technical specifications and digital drawings are available.



Specifications

technical identity*

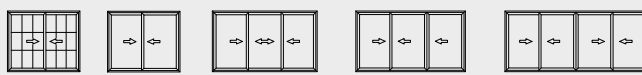
Application

Sliding version:

1-rail



2-rail



3-rail



Lift-slide version:

2-rail



3-rail



Dimensions

Min. sightline 1-rail (fixed part)	50 mm
Min. sightline 1-rail (sliding part)	131 mm
Min. sightline 2-rail and 3-rail (sliding part)	131 mm
Min. sightline transom in vent	72 mm
Profile depth 1-rail	117,5 mm
Profile depth 2-rail	110,5 / 125 mm
Profile depth 3-rail	192 mm
Profile depth vent	50 mm

Glazing

Infill thickness fixed parts 1-rail	2 - 35,5 mm
Infill thickness sliding parts 1-, 2-, 3-rail	2 - 35,5 mm
Glazing method:	dry glazed with EPDM gaskets or silicon
Gaskets	continuous gaskets

Performance

Thermal break	24 mm polyamides PA 66 GF25 (18.6 mm in the vent)		
Forced entry resistance (burglary proof)	class 2	ENV 1627 – 1630	
<i>Sliding version:</i>			
Air permeability	4	600 Pa	EN 12207
Water tightness	7A	300 Pa	EN 12208
Wind resistance	C4	1 600 Pa, security 2400 Pa	EN 12210
<i>Lift-slide version:</i>			
Air permeability	4	600 Pa	EN 12207
Water tightness	8A	450 Pa	EN 12208
Wind resistance	C3	1 200 Pa, security 1 800 Pa	EN 12210

*This information is only an indication. For more information, please consult your local Sapa Building System branch.

Sapa Building Systems Limited
Alexandra Way
Ashchurch
Tewkesbury
Gloucestershire
GL20 8NB

T 01684 853500

F 01684 851850

E info.buildingsystems.uk@sapagroup.com

W www.sapagroup.com/uk/buildingsystems



SPECIALIST GLAZING CONTRACTORS FOR EDUCATION, HEALTHCARE & COMMERCIAL PREMISES

Lincolnshire Architectural Glazing Ltd, 25 Main Street,
North Kyme, Lincoln, Lincolnshire LN4 4DF
Tel: +44 (0)1526 861333 Fax: +44 (0)1526 861606
Web: www.lincolnshirearchitectural.co.uk
Email: enquiries@lincolnshirearchitecturalglazing.co.uk

Our policy is one of continuous development and consequently we reserve the right to vary the products and their performance specification shown in this literature without notice.

All products and systems which Sapa supply are supplied subject to Sapa's standard Terms and Conditions of Sale current from time to time.

© **Sapa Building Systems Limited.** This data sheet is issued subject to the condition that it shall not be reproduced without the consent of Sapa Building Systems Limited in writing.

sapa: